



1200MHz DIGITAL TRANSCEIVER

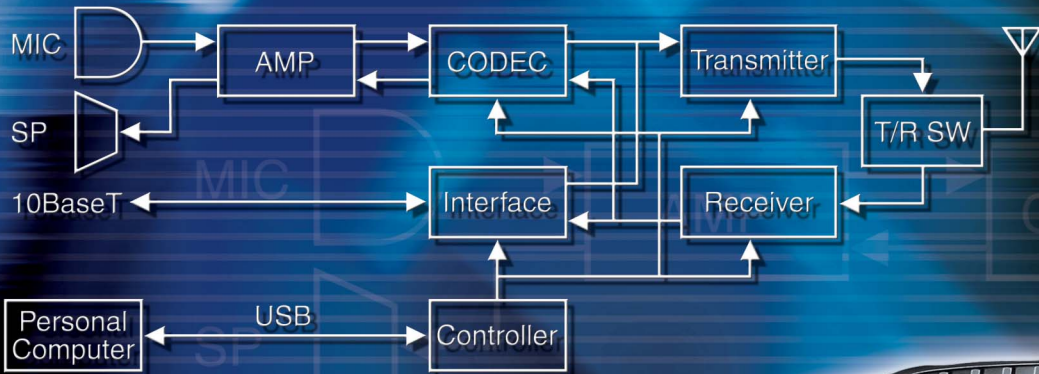
ID-1

D-STAR

DIGITAL

DV + DD

Digital Voice + Digital Data



Rugged
MIL-STD 810



Icom Inc.

DIGITAL HAM INNOVATION

WITH DIGITAL VOICE & HIGH SPEED DATA

What is D-STAR?

D-STAR is a new ham radio system which offers digital voice and data communication. It connects repeater sites over microwave links and the Internet and forms a wide area ham radio network. The D-STAR system provides a new capability and functionality to the ham radio world and increases the efficiency of emergency communications.

What can the D-STAR system do?

128kbps digital data and 4.8kbps digital voice communication

The D-STAR system provides not only digital voice (DV mode) communication but also digital data transmission (DD mode). It can exchange various data files such as graphics, images, etc, at 128kbps.



Your voice and data can reach further than ever

Multiple repeater links by radio and the Internet provide long distance communication to virtually anywhere.

Internet application available

The D-STAR system uses the TCP/IP protocol, so when connected with a PC, web, e-mail and other Internet applications are available.



Wireless Internet Access

No matter where you travel within the D-STAR network, you can access the web, e-mail, text messages and multimedia messages.



Independent network

In DD mode, ID-1 can transfer data directly with another ID-1 without the use of a repeater. This is useful for establishing a simple network where a D-STAR repeater does not exist or D-STAR services are not required.

Increase efficiency of emergency communications

Out in the field, fast emergency information is the key. Send pictures and weather charts to or from a remote location with the ID-1. "A picture is worth a thousand words", and efficient send/receive opens up your repeater for other emergency communications.

D-STAR system will be upgraded

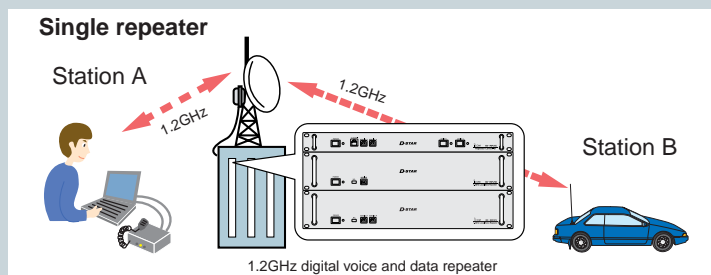
The D-STAR system will be enhanced and new D-STAR radios will be released, adding features and performance to the D-STAR system.

D-STAR repeater system

The D-STAR repeater is composed of a repeater controller, 1.2GHz digital voice repeater, digital data repeater, 10GHz microwave relay and the Internet gateway PC. For the signal is digital data, no information is lost due to conversion and multiple repeater relays are possible in this system. The D-STAR system repeater can perform 3 relay functions as shown in the following figures.

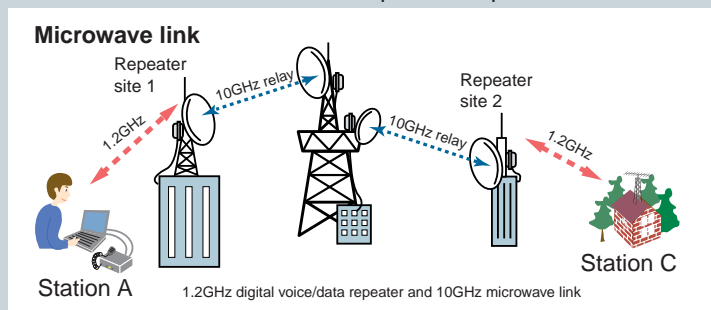
Single repeater

The D-STAR repeater operates similar to existing analog repeater. That is a simple relay of transmit and receive communication in 1.2GHz band.



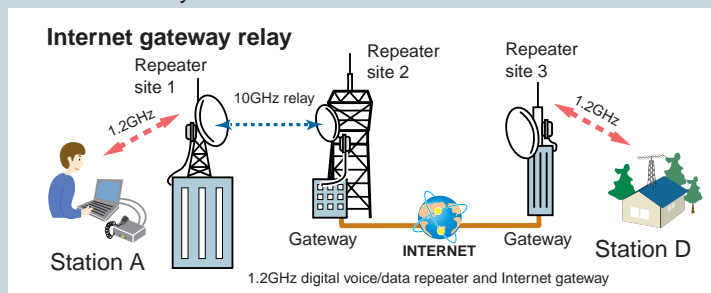
Microwave link

When D-STAR repeaters are connected via 10GHz microwave, the D-STAR system transfers a received data to another repeater site. You can also make a CQ call to a specified repeater area.



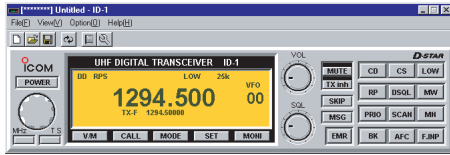
Internet gateway relay

When D-STAR repeaters are connected with the Internet gateway, the D-STAR system relays the received data over the Internet. Microwave links and Internet gateways can be combined even during one contact. So your message will get through virtually to anywhere in the D-STAR system.



PC remote controller supplied

The controller software is supplied with the ID-1. When the ID-1 is connected to a PC via a USB cable, most functions of the ID-1 can be controlled from the PC. In DD mode operation*, you can browse web sites and send and receive e-mail as if the ID-1 is a 10W wireless network adapter. * Ethernet port is required for DD mode operation.



Useful callsign functions

The ID-1 embeds your own and the called station's callsign in your transmission. When you input "CQCQCQ" as the intended station, you can make a CQ call in the area. The calling station's ID is displayed on the received station and a newly received callsign can be automatically stored in the memory.

Receive Callsign
Caller: JA3YUA

Received callsign example

Digital callsign squelch (DSQL) & Digital code squelch (CSQL)

The DSQL opens the squelch, only when

your callsign is received. When you share a single callsign with a club or group members, the CSQL function allows you to set a CSQL code from 00 to 99 and provides quiet stand-by while other members are talking.

EMR mode operation

When you require the attention of all stations in the area, the Enhanced Monitor Request (EMR) mode operation allows the caller to bypass the CSQL and DSQL setting of the receivers station. During EMR mode operation, all receiving stations will hear your audio, even though they may be muted.

Short message in DV mode

Short messages of 20 characters max. can be sent in DV mode operation.

Analog FM mode operation


The ID-1 also operates in analog FM mode, allowing you to communicate with an analog FM transceiver. In FM mode operation, the ID-1 has CTCSS tone squelch and pocket beep functions for quiet stand-by.

Other features

- 950bps (approx.) data communication capability in DV mode
- AFC (Automatic Frequency Control) function*
- S-meter squelch
- Break-in communication
- Programmed, memory and select mode scan
- Stand-by beep

* FM and digital voice only.

Rear View



DV + DD

Digital Voice + Digital Data

1200MHz DIGITAL TRANSCEIVER ID-1



SPECIFICATIONS

GENERAL

- Frequency coverage : 1240–1300MHz
- Type of emission : FM, GMSK (Digital)
- Transmission speed (theoretical value) :
 - Data 128kbps
 - Digital voice 4.8kbps
- Codec : AMBE (2.4kbps)
- No of memory channels: 100 regular 3 calls and 2 scan edges
- Frequency resolution : 5, 6.25, 10, 12.5, 20, 25, 50, 100kHz
- Operating temp. range: -10°C to +60°C; +14°F to +140°F
- Frequency stability : ±2.5ppm (-10°C to +60°C)
- Power supply requirement : 13.8V DC ±15%
- Current drain (at 13.8V DC; approx.):
 - Rx AF max. Less than 1.5A
 - Tx at 10W Less than 7.0A
- Antenna impedance : 50Ω (Type-N)
- Dimensions (Projections not included; W×H×D) :
 - Main unit 141 × 40 × 165.8 mm; 5⁵/₁₆ × 1⁵/₁₆ × 6¹³/₃₂ in
 - Remote controller 150 × 50 × 49.5 mm; 5²⁹/₃₂ × 1³¹/₃₂ × 1⁵/₁₆ in
- Weight (approx.) :
 - Main unit 1.2kg; 2.6lb
 - Remote controller 220g; 7.7oz

TRANSMITTER

- Modulation system :
 - FM Variable reactance modulation
 - Digital Quadrature modulation
- Output power : 10W/1W (Selectable)
- Max. frequency deviation: ±5.0kHz (FM)
- Spurious emissions : Less than -50dB
- Microphone connector : 8-pin modular jack (600Ω)

RECEIVER

- Intermediate frequency :
 - FM, Digital voice 243.95MHz/31.05MHz/450kHz (1st/2nd/3rd)
 - Data 243.95MHz/10.7MHz (1st/2nd)
- Sensitivity (FM: at 12dB SINAD, Digital: at BER 1×10⁻²) :
 - FM Less than 0.18μV
 - Digital Voice Less than 0.35μV
 - Data Less than 1.58μV
- Squelch sensitivity : Less than 0.18μV (FM, threshold)
- Selectivity (typical) :
 - FM More than 12kHz/6dB
Less than 30kHz/60dB
 - Digital voice More than 6kHz/6dB
Less than 18kHz/50dB
 - Data More than 140kHz/6dB
Less than 520kHz/40dB

- Spurious and image rejection : More than 50dB
- Audio output power : More than 2.0W at 10% distortion (at 13.8V DC) with 8Ω load
- Ext. speaker connector : 2-conductor 3.5 (d) mm (1/8"/8Ω)

Supplied accessories: (* Optional for some versions.)

- Microphone
- External speaker, SP-22
- Ethernet cable coupler
- DC power cable
- USB extension cable (1.5 m; 4.9 ft)
- Ethernet cable (3 m; 9.8 ft) • Controller software CD
- Remote controller (RC-24) • Mounting bracket kit for RC-24*
- Mic extension cable (2.5 m; 8.2 ft)*

System requirements for controller software:

- Microsoft® Windows® 98/98SE/Me/2000/XP
- USB Port
- Ethernet port (for DD mode operation)

Applicable U.S. Military Specifications

Standard	MIL 810 C		MIL 810 D		MIL 810 E		MIL 810 F	
	Method	Proc.	Method	Proc.	Method	Proc.	Method	Proc.
Low Pressure	500.1	I	500.2	I, II	500.3	I, II	500.4	I, II
High Temp.	501.1	I	501.2	I, II	501.3	I, II	501.4	I, II
Low Temp.	502.1	I	502.2	I, II	502.3	I, II	502.4, 3	I, II
Temp. Shock	503.1	I	503.2	I	503.3	I	503.4	I
Solar Radiation	505.1	I	505.2	I	505.3	I	505.4	I
Humidity	507.1	I, II	507.2	II, III	507.3	II, III	507.4	—
Salt Fog	509.1	I	509.2	I	509.3	I	509.4	—
Dust	510.1	I	510.2	I	510.3	I	510.4	I
Vibration	514.2	VIII, X	514.3	I	514.4	I	514.5	I
Shock	516.2	I, II, V	516.3	I, IV	516.4	I, IV	516.5	I, IV

All stated specifications are subject to change without notice or obligation.

OPTIONS



• **HM-154**
HAND MICROPHONE
Regular hand microphone.



• **OPC-440**
MIC EXTENSION CABLE
5m (16.4ft)



• **RC-24** REMOTE
CONTROLLER UNIT
Same as supplied with some versions.



• **SP-10**
EXTERNAL SPEAKER



• **SP-22**
EXTERNAL SPEAKER
Same as supplied

All trademarks are the properties of their respective holders.

D-STAR REPEATER



• **ID-RP2C** REPEATER
CONTROLLER
Connect to ID-RP2V, ID-RP2D,
ID-RP2L and/or Gateway PC.



• **ID-RP2V** 1.2GHz DIGITAL
VOICE REPEATER


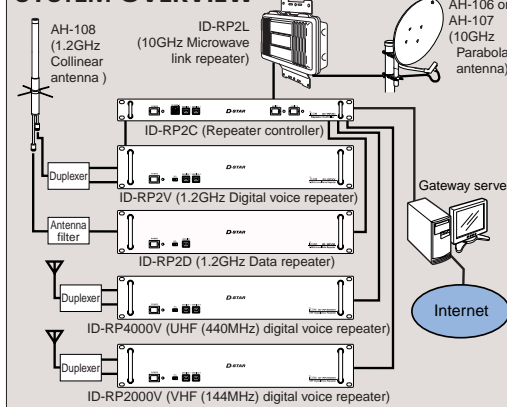


• **ID-RP2D** 1.2GHz DATA
REPEATER



• **ID-RP2L** 10GHz MICRO-
WAVE LINK REPEATER

SYSTEM OVERVIEW



▲ **AH-106** PARABOLA ANTENNA (ø800mm)
▲ **AH-107** PARABOLA ANTENNA (ø450mm)

For connection with ID-RP2L. Max. communication range, AH-106 to AH-106: 20km, AH-106 to AH-107: 12km, AH-107 to AH-107: 8km
* Ranges may differ depending on weather conditions, etc. All ranges are approximation.

◀ **AH-108** 1.2GHz COLLINEAR ANTENNA
Built-in dual collinear antennas for ID-RP2V and ID-RP2D.

Icom Inc.

1-1-32, Kamiminami, Hirano-ku, Osaka 547-0003, Japan Phone: +81 (06) 6793 5302 Fax: +81 (06) 6793 0013 URL: <http://www.icom.co.jp/world/index.html>

Count on us!

Icom America Inc.

2380 116th Avenue NE,
Bellevue, WA 98004, U.S.A.
Phone: +1 (425) 454-8155
Fax: +1 (425) 454-1509
E-mail: sales@icomamerica.com
URL: <http://www.icomamerica.com>

Icom New Zealand

146A Harris Road, East Tamaki,
Auckland, New Zealand
Phone: +64 (09) 274 4062
Fax: +64 (09) 274 4708
E-mail: inquiries@icom.co.nz
URL: <http://www.icom.co.nz>

Icom (UK) Ltd.

Unit 9, Sea St., Herne Bay,
Kent, CT6 8LD, U.K.
Phone: +44 (0)1227 741741
Fax: +44 (0)1227 741742
E-mail: info@icomuk.co.uk
URL: <http://www.icomuk.co.uk>

Asia Icom Inc.

6F No. 68, Sec. 1 Cheng-Teh Road,
Taipei, Taiwan, R.O.C.
Phone: +886 (02) 2559 1899
Fax: +886 (02) 2559 1874
E-mail: sales@asia-icom.com
URL: <http://www.asia-icom.com>

Your local distributor/dealer:

Point electronics

A- 1060 Wien, Stumpergasse 41 - 43

Tel: +43/ 1/ 597 08 80/0
FAX: +43/ 1/ 597 08 80/40

www.point.at www.icom.at
mail@point.at

Icom Canada

Glenwood Centre #150-6165 Highway 17,
Delta, B.C., V4K 5B8, Canada
Phone: +1 (604) 952-4266
Fax: +1 (604) 952-0090
E-mail: info@icomcanada.com
URL: <http://www.icomcanada.com>

Icom (Europe) GmbH

Communication Equipment
Himmelgeister Str. 100,
D-40225 Düsseldorf, Germany
Phone: +49 (0211) 346047
Fax: +49 (0211) 333639
E-mail: info@icom-europe.com
URL: <http://www.icom-europe.com>

Icom France S.a

Zac de la Plaine, 1,
Rue Brindejone des Moulains BP 5804,
31505 Toulouse Cedex, France
Phone: +33 (5) 61 36 03 03
Fax: +33 (5) 61 36 03 00
E-mail: icom@icom-france.com
URL: <http://www.icom-france.com>

Beijing Icom Ltd.

10007, Long Silver Mansion, No.88, Yong Ding
Road, Haidian District, Beijing, 100039, China
Phone: +86 (010) 5889 5391/5392/5393
Fax: +86 (010) 5889 5395
E-mail: bjicom@bjicom.com
URL: <http://www.bjicom.com>

Icom (Australia) Pty. Ltd.

A.B.N. 88 006 092 575
Unit 1 / 103 Garden Road,
Clayton VIC 3168 Australia
Phone: +61 (03) 9549 7500
Fax: +61 (03) 9549 7505
E-mail: sales@icom.net.au
URL: <http://www.icom.net.au>

Icom Spain S.L.

Ctra. Rubi, No. 88 "Edificio Can Castanyer"
08190, Sant Cugat del Valles, Barcelona, Spain
Phone: +34 (93) 589 26 70
Fax: +34 (93) 589 04 46
E-mail: icom@icomspain.com
URL: <http://www.icomspain.com>

Icom Polska

Sopot, 3 maja 54, Poland
Phone: +48 (58) 550 7135
Fax: +48 (58) 551 0484
E-mail: icompolska@icompolska.com.pl
URL: <http://www.icompolska.com.pl>



JP98/14190QA TW03/00288EM
Icom Inc. (Japan), is an ISO 9001 and ISO 14001 certification acquired company.